

Getting started

Erstellt von: Stefan Schneider

Erstellt am: 8 December 2023 11:11:22

Version: 4

Inhaltsverzeichnis

Getting started	3
Starting the app	3
Logging in	5

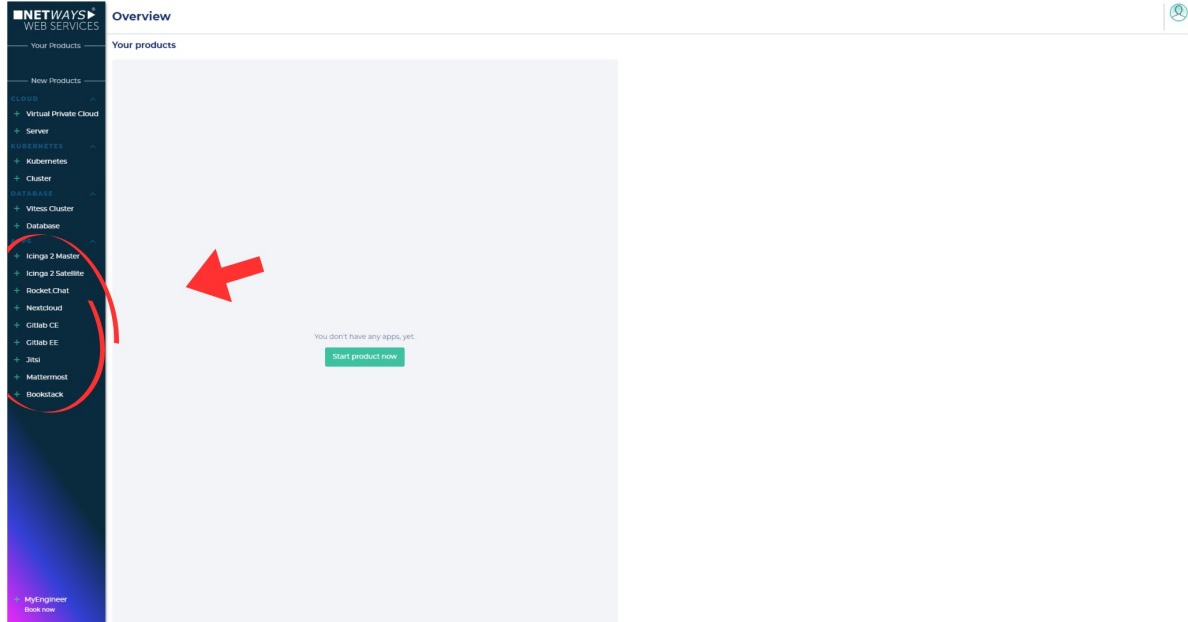
Getting started

Starting the app

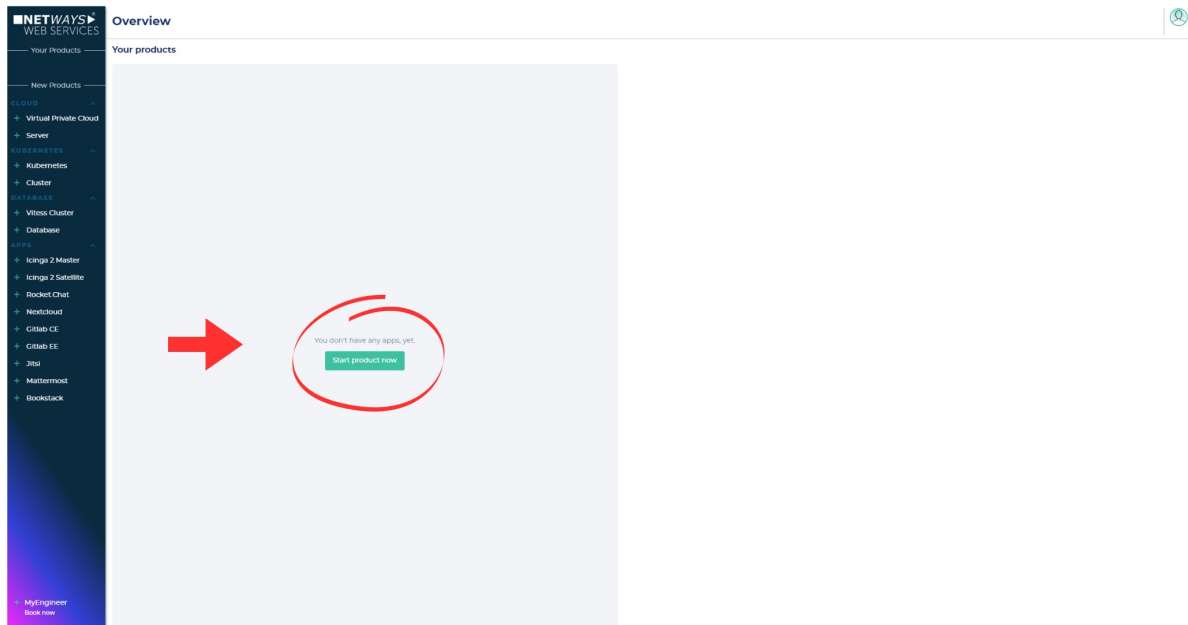
Create an account on [NWS Customer Interface](#).

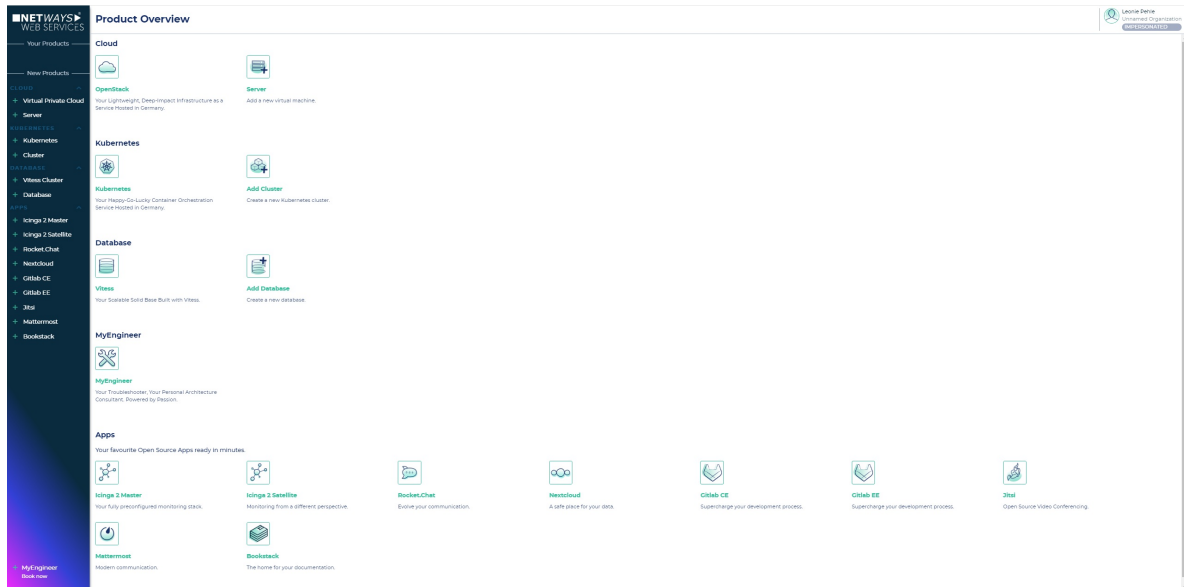
- After finishing your registration, you have two possibilities to start your app:

1. Click on the desired service at the left tool bar



2. Click on the "start app now"-button and choose the desired service





- Now name your instance, choose a plan and accept the terms of conditions -> press down-right "create"-button

Basic	Advanced	Premium
Storage space 20	Storage space 100	Storage space 250
User limit active 250	User limit active 300	User limit active 1000
User limit all 250	User limit all 500	User limit all 1000
Channels 10	Channels 25	Channels 50
File sharing 1	File sharing 1	File sharing 1
Helpdesk 0	Helpdesk 1	Helpdesk 1
Video 0	Video 1	Video 1
recommended startups	Recommended SMEs	recommended enterprises
24.99 €/month	49.99 €/month	99.99 €/month

☐ I accept the terms and the terms of privacy .

Enter your coupon code if available

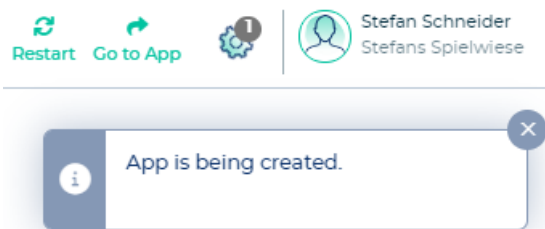
Coupon Code

49.99 €/Month

Test 30 days for free

Create

- Now your app is being created -> this may take about 3-4 minutes



- Now you are ready to go

Stevos RC 7080-rocketchat-b902e BASIC

Access

Credentials
There is an initial user and password. Please set a new password within your app.
User: admin
Password: [Reload](#)
[Login now](#) →

Endpoints
Web: <https://7080-rocketchat-b902e-web.nws.netways.de>

More Information

First Steps
1. Melde dich an.
2. Erstelle weitere User und lade sie ein.
3. Chatten.

External Resources
Learn more about your product
[Documentation](#)
[Faq](#)
[Blog](#)

Notification: Rocket.Chat is ready

Top Bar: [Restart](#) [Go to App](#) [Stefan Schneider](#) [Stefans Spielwiese](#)

Logging in

- You will find your credentials on the "Get started" tab -> To copy the password, you must first set it to visible
- now click on the Endpoints Web-Link (or on the "Go to App"- button) to get to your Rocket.Chat instance and enter your credentials

Stevos RC 7080-rocketchat-b902e BASIC

Access

Credentials
There is an initial user and password. Please set a new password within your app.
User: admin
Password: [Reload](#)
[Login now](#) →

Endpoints
Web: <https://7080-rocketchat-b902e-web.nws.netways.de>

Top Bar: [Restart](#) [Go to App](#)

Welcome to Rocket.Chat workspace
Powered by Rocket.Chat

Login
Email or username:
Password:
[Forgot your password?](#)
[Login](#) [New here? Create an account](#)

By proceeding you are agreeing to our [Terms of Service](#), [Privacy Policy](#) and [Legal Notice](#).